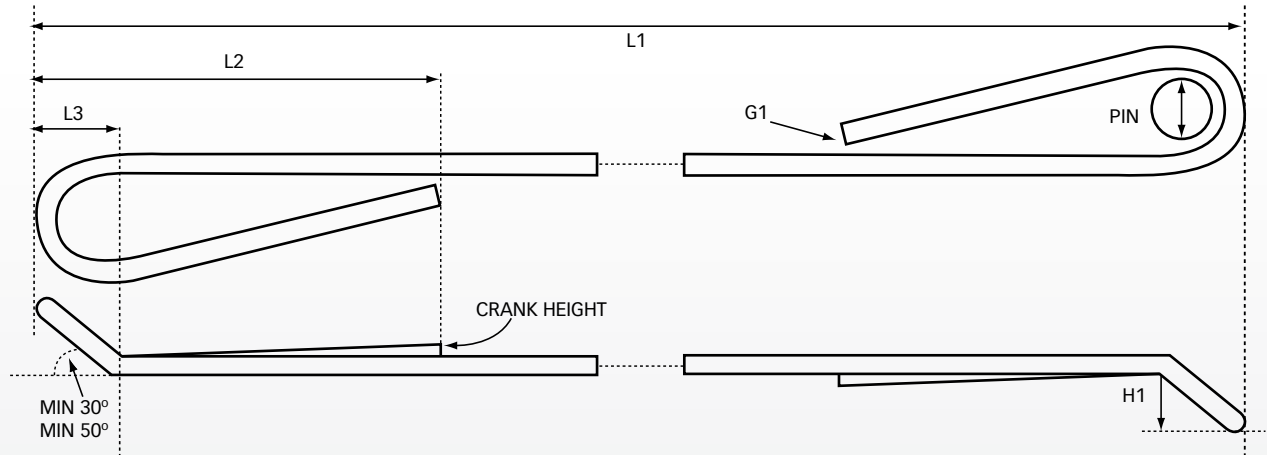
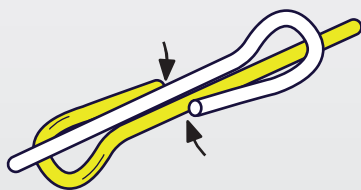


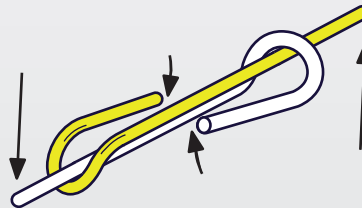
Quick Link Bale Tie



Diameter tolerance (mm)	Pin size (mm)	Length tolerance (L1) (mm)	L2 (mm)	L3 (mm)	H1 (mm)	G1 (mm)	Crank height (max)
+0.05 / -0.05	12	+5 / -5	55+ / -5	17+ / -2	14+ / -2	0 - 3	33% of thickness of wire



Position the ends of the Quick Link Bale Tie as shown.



Snap the loops together.



Pull the ties in the direction of the arrows, expansion of the bale automatically completes a perfect lock/knot.